

# SunProF1 600W ULTIMATE

**PRODUCT CODE:** SunProF1 600W ULTIMATE

**EFFICACY:** Up to 3.15 µol/J

**PPF:** 1890 µmol/s

**INPUT VOLTAGE:** 120-277V, 50-60HZ

**DRIVER:** 600W Branded Driver

**INPUT POWER:** 610W (±5%)

**FOOTPRINT:** 1.2x1.2m

**APPLICATION:** MULTI-LAYER, ROOM, TENT

**WATERPROOF & DUSTPROOF:** IP45

**LIFETIME (LED BARS):** 50,000 HRS

**LIGHT DISTRIBUTION:** 120°

**LIGHT SOURCE:** Optimum 6500K, 3V 2835 440nm, 660nm

**CCT:** 7030K

**QUANTITY OF LED BARS:** 8

**QUANTITY OF DIODES TOTAL:** WHITE 2960; RED 168; BLUE 400

**QUANTITY OF DIODES PER LED BAR:** WHITE 370; RED 21; BLUE 50

**DIODES POWER PROPORTION:** WHITE 84%; RED 4.7%; BLUE 11.3%

**DIMMABLE:** OFF-240W-360W-480W-600W-EXT  
with 0-10V Light Dimmer (Included)

**EXTERNAL CONTROL:** Universal Controller 0-10V

**WEIGHT:** 17.5 Kg

**DIMENSIONS:** 1105 x 1065 x 70 mm

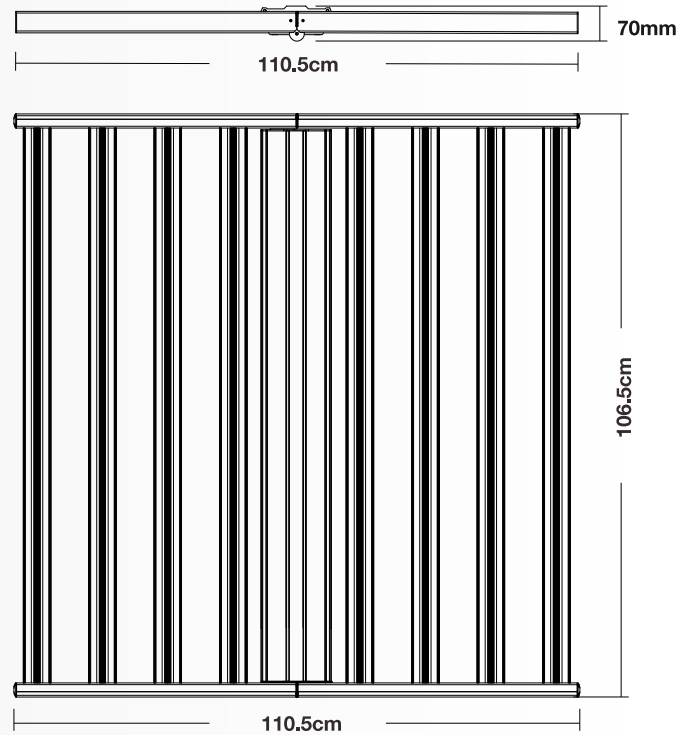
**SPECTRUM:** FULL SPECTRUM F

**THERMAL MANAGEMENT:** PASSIVE COOLING

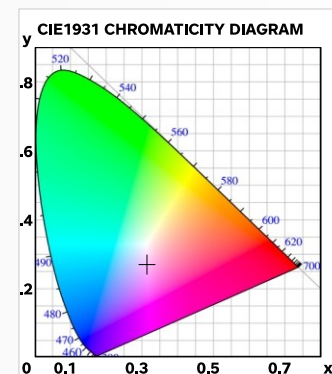
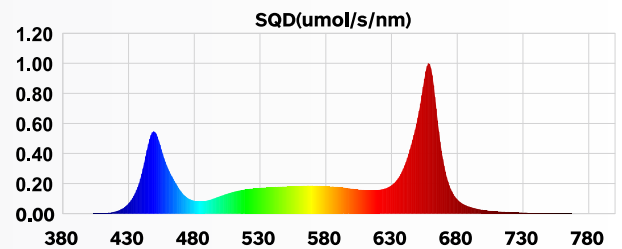
**POWER FACTOR:** 0.95

**MAX. AMBIENT TEMPERATURE (@ 1000W POWER):** 40°C

**WARRANTY:** 3 YEARS



## SPECTRUM GRAPH



## Par Distribution ( 4x4ft Coverage )

### Mounting Height: 12"(30CM)

302	520	576	577	528	312
594	1112	1177	1175	1134	623
738	1376	1447	1446	1388	766
758	1409	1493	1492	1444	790
640	1192	1261	1234	1189	660
312	522	571	564	534	312

### Mounting Height: 24"(60CM)

324	440	506	508	438	324
463	646	744	743	658	463
557	791	900	899	794	559
559	791	906	907	800	569
473	656	755	757	660	472
325	436	498	497	437	323

### Mounting Height: 36"(90CM)

282	347	390	390	347	283
353	443	498	498	446	353
402	511	571	570	509	404
402	521	572	572	514	404
356	444	500	499	445	358
282	344	383	383	347	281

### Mounting Height: 48"(120CM)

233	268	293	293	268	232
269	316	343	343	317	268
294	347	377	377	346	294
294	347	377	378	348	295
270	316	346	346	316	270
232	266	288	289	269	230